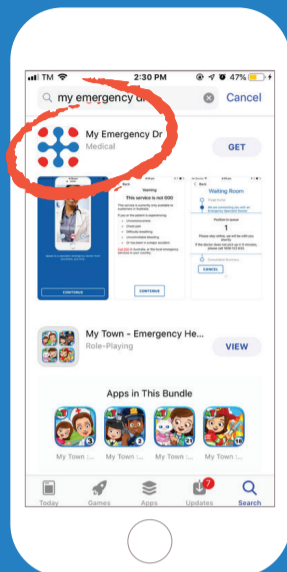


How to register for My Emergency Doctor using a partner code

On your smartphone or tablet, go to the App Store or Google Play




01




Download My Emergency Dr

02



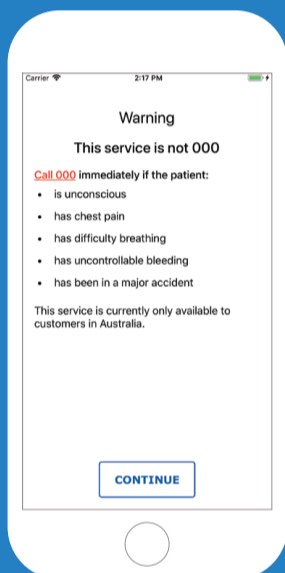
Tap the app to open it

03



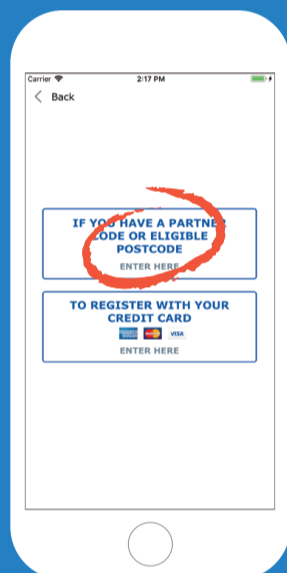
Tap 'CONTINUE'

04



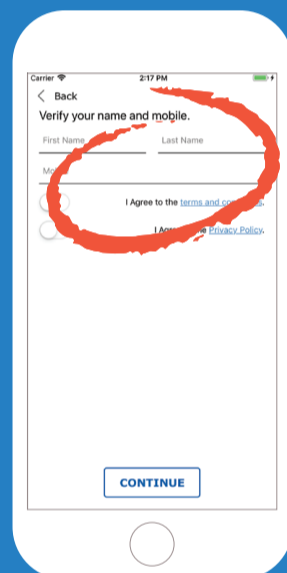
This service is not a 000 substitute

05



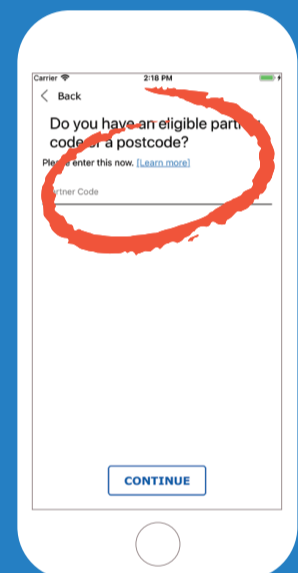
Tap if you have a partner code or eligible postcode

06



Enter the name of your facility and enter a mobile number connected to your facility which is immediately on hand to receive a security code via sms

07



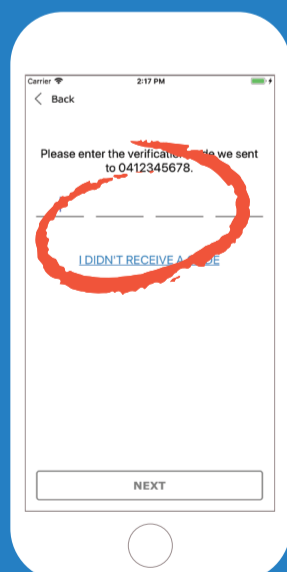
Enter partner code and press 'CONTINUE'

08



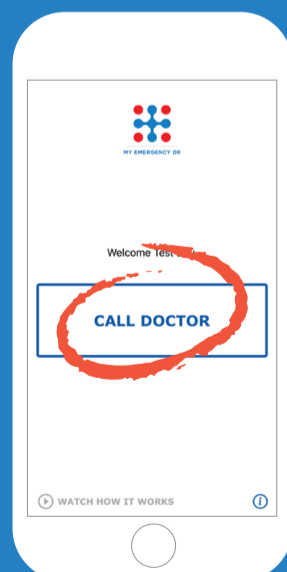
An SMS will arrive with a verification code to the mobile phone number nominated in step 6

09



Enter this code and press 'CONTINUE'

10



You've now completed registration and the app is ready for when you need to call an Emergency Specialist doctor.

Open the app and press the 'CALL DOCTOR' button in the instance you require a consultation with an Emergency Specialist doctor...

...and then follow the instructions on the call checklist when it appears